



# 04.11.2024 • RELEASE REPORT

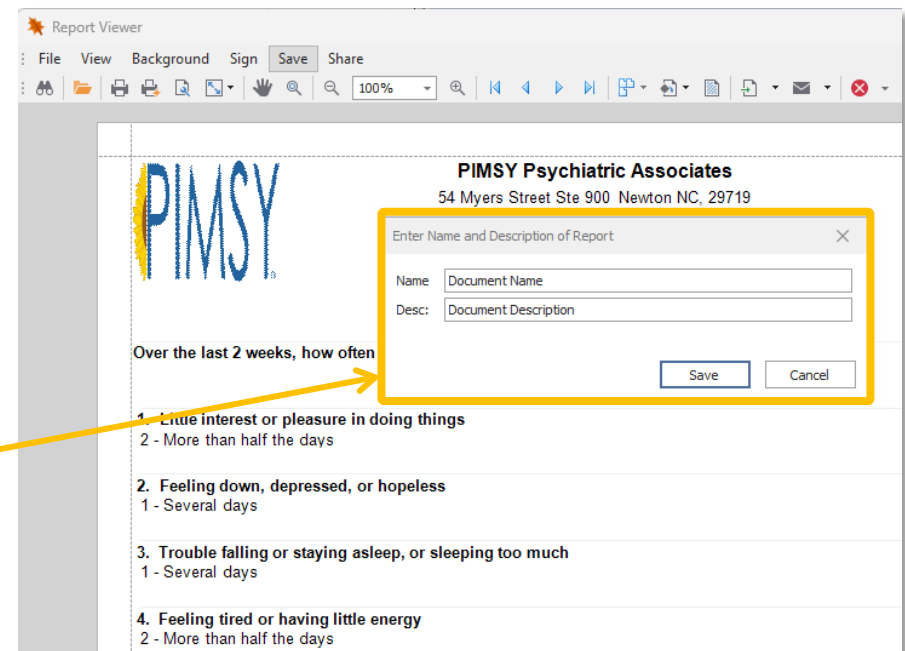
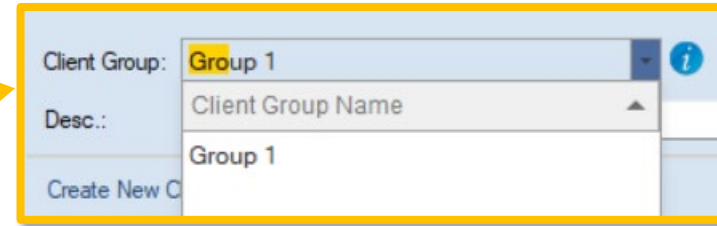
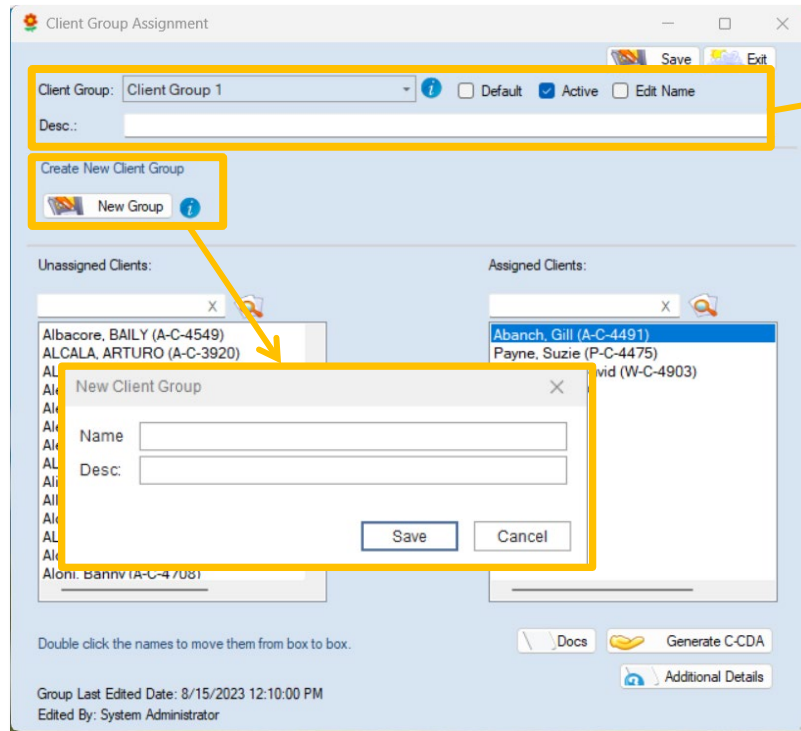
PIMSY Plan	PIMSY Department	PIMSY Screen	PIMSY Platform	Type	Release Notes
Professional Platinum	Billing / Invoicing	Billing Matrix	Desktop	Enhancement	<p>PIMSY has made enhancements to the Billing Matrix to allow control over the releasing of notes at the payer/billing level. Previously, if a company had an employee that could release notes for one payer, but another payer required that user to be supervised, companies had to duplicate billing codes. With this enhancement, duplicate billing codes will no longer be necessary.</p> <p>Check out our webinar on the Billing Matrix <a href="#">here</a></p>
Professional Platinum	Administration / Set Up	Client Groups	Desktop	Enhancement	<p><b>Enhanced Client Group List Search:</b> Finding specific client groups is now more efficient with our enhanced search functionality. Streamline your workflow by quickly locating specific client groups with this enhancement.</p> <p><b>Newly updated look for Group and Document Names &amp; Descriptions:</b> We've given a fresh look to the naming and description sections for both groups and documents when saving. Enjoy a more intuitive and revamped interface while managing your data.</p>
Platinum	Medical Records	Tags	Desktop	Enhancement	<p><b>Enhanced Comment Section for Tags on Desktop:</b> We're excited to announce an enhancement to the comments section of tags on Desktop. Now, when viewing tags, you'll find additional details including the creator, date, and time of comments flagged as reminders.</p>
Professional Platinum	HR Management	User Personnel Folder	Desktop	Enhancement	<p><b>User Quick Signature Feature:</b> This feature is available under Utilities &gt; My User Records &gt; My Personnel Folder &gt; Documents tab on Desktop. This feature empowers users to swiftly create and conveniently manage personalized signatures.</p>

Prime Professional Platinum	Medical Records	pAlsly	Provider Portal	New	<p>We're excited to inform you about the upcoming release of our groundbreaking AI tool, pAlsly, which will be available to all sites starting May 1, 2024, at absolutely no cost!</p> <p>As part of this rollout, users with the profile rule "Assessment Note Create" will be automatically assigned the pAlsly AI profile. When assigned, this will grant users access to pAlsly on the Provider Portal.</p> <p>However, we understand that each organization has its own unique requirements and preferences. If you prefer not to have this feature available on your site, please notify us at <a href="mailto:support@pimsyehr.com">support@pimsyehr.com</a> by April 20, 2024. Your feedback is invaluable to us, and we're committed to ensuring a tailored experience that meets your needs.</p> <p>Thank you for your continued support and partnership. We're excited about the possibilities that pAlsly brings, and we look forward to helping you leverage its capabilities to achieve even greater success.</p> <p>Should you have any questions or concerns, please feel free to reach out to us at your convenience.</p> <p>To view more on pAlsly check out our latest <a href="#">webinar</a> or our latest <a href="#">quick guide</a>.</p>
-----------------------------	-----------------	--------	-----------------	-----	--

See the next page for more details. 

## Client Groups

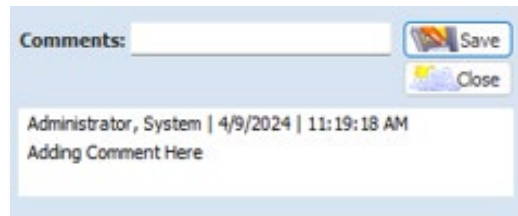
- **Enhanced Client Group List Search:** Finding specific client groups is now more efficient with our enhanced search functionality. Streamline your workflow by quickly locating specific client groups with this enhancement.



- **Newly updated look for Group and Document Names & Descriptions:** We've given a fresh new look to the naming and description sections for both groups and documents when saving. Enjoy a more intuitive interface while managing your data.

## Enhanced Comment Section for Tags

- We're excited to announce an enhancement to the comments section of tags on Desktop. Now, when viewing tags, you'll find additional details including the creator, date, and time of comments flagged as reminders.



## User Quick Signature Feature

- This feature is available under Utilities > My User Records > My Personnel Folder > Documents tab on Desktop. This feature empowers users to swiftly create and conveniently manage personalized signatures.

